

600 x 1200 MM | 300 x 1200 MM | 600 x 900 MM | 600 x 600 MM



" o r g a n i c & t i l e s "

ABBHEY PORCELAIN

20MM THICKNESS



600X1200MM



600X900MM



600X600MM



297X600MM



297X297MM



Tonal Variation



Anti Slip



20mm Thickness



Eco Friendly



Abrasion Resistance



Zero Maintenance



Highly Durable




Exteriors



AOSTA CREMA


20MM  THICKNESS



600X1200MM



600X900MM



600X600MM



297X600MM



297X297MM



AOSTA GREY

20MM THICKNESS



600X1200MM



600X900MM



600X600MM



297X600MM



297X297MM

-  Tonal Variation
-  Anti Slip
-  20mm Thickness
-  Eco Friendly
-  Abrasion Resistance
-  Zero Maintenance
-  Highly Durable
-  Exteriors



BESIDE GREY

20MM THICKNESS



600X1200MM



600X900MM



600X600MM



297X600MM



297X297MM




-  Tonal Variation
-  Anti Slip
-  20mm Thickness
-  Eco Friendly
-  Abrasion Resistance
-  Zero Maintenance
-  Highly Durable
-  Exteriors

BLUESTONE COIN


20MM  THICKNESS



600X1200MM



600X900MM



600X600MM



297X600MM



297X297MM



Tonal
Variation



Anti Slip



20mm
Thickness



Eco
Friendly



Abrasion
Resistance



Zero
Maintenance



Highly
Durable



Exteriors



BLUESTONE NATURAL

20MM THICKNESS



600X1200MM



600X900MM



600X600MM



297X600MM



297X297MM

- Tonal Variation
- Anti Slip
- 20mm Thickness
- Eco Friendly
- Abrasion Resistance
- Zero Maintenance
- Highly Durable
- Exteriors



BRAZILIAN BLACK

20MM THICKNESS



600X1200MM



600X900MM



600X600MM



297X600MM



297X297MM

-  Tonal Variation
-  Anti Slip
-  20mm Thickness
-  Eco Friendly
-  Abrasion Resistance
-  Zero Maintenance
-  Highly Durable
-  Exteriors



BRAZILIAN GREY

20MM  THICKNESS



600X1200MM



600X900MM



600X600MM



297X600MM



297X297MM



-  Tonal Variation
-  Anti Slip
-  20mm Thickness
-  Eco Friendly
-  Abrasion Resistance
-  Zero Maintenance
-  Highly Durable
-  Exteriors

CEMENTINO ASH

20MM  THICKNESS



600X1200MM



600X900MM



600X600MM



297X600MM




297X297MM



-  Tonal Variation
-  Anti Slip
-  20mm Thickness
-  Eco Friendly
-  Abrasion Resistance
-  Zero Maintenance
-  Highly Durable
-  Exteriors

CEMENTINO BEIGE

20MM  THICKNESS



600X1200MM



600X900MM



600X600MM



297X600MM



297X297MM



-  Tonal Variation
-  Anti Slip
-  20mm Thickness
-  Eco Friendly
-  Abrasion Resistance
-  Zero Maintenance
-  Highly Durable
-  Exteriors

CEMENTINO GREY

20MM  THICKNESS



600X1200MM



600X900MM



600X600MM



297X600MM



297X297MM

-  Tonal Variation
-  Anti Slip
-  20mm Thickness
-  Eco Friendly
-  Abrasion Resistance
-  Zero Maintenance
-  Highly Durable
-  Exteriors



CEMENTINO NERO

20MM  THICKNESS



600X1200MM



600X900MM



600X600MM



297X600MM



297X297MM



Tonal
Variation



Anti Slip



20mm
Thickness



Eco
Friendly



Abrasion
Resistance



Zero
Maintenance



Highly
Durable



Exteriors



CLAY STONE NERO

20MM  THICKNESS



600X1200MM



600X900MM



600X600MM



297X600MM



297X297MM

-  Tonal Variation
-  Anti Slip
-  20mm Thickness
-  Eco Friendly
-  Abrasion Resistance
-  Zero Maintenance
-  Highly Durable
-  Exteriors



COBBLE STONE GREY

20MM  THICKNESS



600X1200MM



600X900MM



600X600MM



297X600MM



297X297MM




-  Tonal Variation
-  Anti Slip
-  20mm Thickness
-  Eco Friendly
-  Abrasion Resistance
-  Zero Maintenance
-  Highly Durable
-  Exteriors

COBBLE STONE NERO


20MM  THICKNESS



600X1200MM



600X900MM



600X600MM



297X600MM



297X297MM

-  Tonal Variation
-  Anti Slip
-  20mm Thickness
-  Eco Friendly
-  Abrasion Resistance
-  Zero Maintenance
-  Highly Durable
-  Exteriors



CORE STONE BEIGE

20MM THICKNESS



600X1200MM



600X900MM



600X600MM



297X600MM



297X297MM



Tonal Variation



Anti Slip



20mm Thickness



Eco Friendly



Abrasion Resistance



Zero Maintenance



Highly Durable



Exteriors



CORE STONE NERO

20MM  THICKNESS



600X1200MM



600X900MM



600X600MM



297X600MM



297X297MM



Tonal
Variation



Anti Slip



20mm
Thickness



Eco
Friendly



Abrasion
Resistance



Zero
Maintenance



Highly
Durable



Exteriors



COTTO ASH

20MM THICKNESS



600X1200MM



600X900MM



600X600MM



297X600MM



297X297MM



Tonal
Variation



Anti Slip



20mm
Thickness



Eco
Friendly



Abrasion
Resistance



Zero
Maintenance



Highly
Durable



Exteriors



COTTO BEIGE


20MM THICKNESS



600X1200MM



600X900MM



600X600MM



297X600MM



297X297MM

-  Tonal Variation
-  Anti Slip
-  20mm Thickness
-  Eco Friendly
-  Abrasion Resistance
-  Zero Maintenance
-  Highly Durable
-  Exteriors



COUNTY ANTRECITE

20MM  THICKNESS



600X1200MM



600X900MM



600X600MM



297X600MM



297X297MM



Tonal
Variation



Anti Slip



20mm
Thickness



Eco
Friendly



Abrasion
Resistance



Zero
Maintenance



Highly
Durable



Exteriors

COUNTY CREMA

20MM THICKNESS



600X1200MM



600X900MM



600X600MM



297X600MM



297X297MM

-  Tonal Variation
-  Anti Slip
-  20mm Thickness
-  Eco Friendly
-  Abrasion Resistance
-  Zero Maintenance
-  Highly Durable
-  Exteriors



COUNTY LGY

20MM THICKNESS



600X1200MM



600X900MM



600X600MM




297X600MM



297X297MM

-  Tonal Variation
-  Anti Slip
-  20mm Thickness
-  Eco Friendly
-  Abrasion Resistance
-  Zero Maintenance
-  Highly Durable
-  Exteriors



CROSSOVER WHITE

20MM THICKNESS



600X1200MM



600X900MM



600X600MM



297X600MM



297X297MM

-  Tonal Variation
-  Anti Slip
-  20mm Thickness
-  Eco Friendly
-  Abrasion Resistance
-  Zero Maintenance
-  Highly Durable
-  Exteriors



EARTH CORE BEIGE

20MM THICKNESS



600X1200MM



600X900MM



600X600MM



297X600MM



297X297MM



-  Tonal Variation
-  Anti Slip
-  20mm Thickness
-  Eco Friendly
-  Abrasion Resistance
-  Zero Maintenance
-  Highly Durable
-  Exteriors

EARTH CORE GREY

20MM  THICKNESS



600X1200MM



600X900MM



600X600MM



297X600MM



297X297MM



-  Tonal Variation
-  Anti Slip
-  20mm Thickness
-  Eco Friendly
-  Abrasion Resistance
-  Zero Maintenance
-  Highly Durable
-  Exteriors

EARTHEN BEIGE

20MM  THICKNESS



600X1200MM



600X900MM



600X600MM



297X600MM



297X297MM



-  Tonal Variation
-  Anti Slip
-  20mm Thickness
-  Eco Friendly
-  Abrasion Resistance
-  Zero Maintenance
-  Highly Durable
-  Exteriors

EARTHEN GREY


20MM  THICKNESS



600X1200MM



600X900MM



600X600MM



297X600MM



297X297MM



-  Tonal Variation
-  Anti Slip
-  20mm Thickness
-  Eco Friendly
-  Abrasion Resistance
-  Zero Maintenance
-  Highly Durable
-  Exteriors

EARTHEN NERO


20MM  THICKNESS



600X1200MM



600X900MM



600X600MM




297X600MM



297X297MM

-  Tonal Variation
-  Anti Slip
-  20mm Thickness
-  Eco Friendly
-  Abrasion Resistance
-  Zero Maintenance
-  Highly Durable
-  Exteriors



FOSSIL BLACK

20MM  THICKNESS



600X1200MM



600X900MM



600X600MM



297X600MM



297X297MM

-  Tonal Variation
-  Anti Slip
-  20mm Thickness
-  Eco Friendly
-  Abrasion Resistance
-  Zero Maintenance
-  Highly Durable
-  Exteriors




FOSSIL CREMA

20MM  THICKNESS



600X1200MM




600X900MM



600X600MM



297X600MM



297X297MM

-  Tonal Variation
-  Anti Slip
-  20mm Thickness
-  Eco Friendly
-  Abrasion Resistance
-  Zero Maintenance
-  Highly Durable
-  Exteriors



FOSSIL GREY

20MM  THICKNESS



600X1200MM



600X900MM



600X600MM



297X600MM



297X297MM



Tonal
Variation



Anti Slip



20mm
Thickness



Eco
Friendly



Abrasion
Resistance



Zero
Maintenance



Highly
Durable



Exteriors



GRAVE STONE BEIGE

20MM THICKNESS



600X1200MM



600X900MM



600X600MM



297X600MM



297X297MM



-  Tonal Variation
-  Anti Slip
-  20mm Thickness
-  Eco Friendly
-  Abrasion Resistance
-  Zero Maintenance
-  Highly Durable
-  Exteriors

HAMMER STONE BEIGE

20MM THICKNESS



600X1200MM



600X900MM



600X600MM



297X600MM



297X297MM

-  Tonal Variation
-  Anti Slip
-  20mm Thickness
-  Eco Friendly
-  Abrasion Resistance
-  Zero Maintenance
-  Highly Durable
-  Exteriors



HAMMER STONE GREY

20MM  THICKNESS



600X1200MM



600X900MM



600X600MM



297X600MM



297X297MM

-  Tonal Variation
-  Anti Slip
-  20mm Thickness
-  Eco Friendly
-  Abrasion Resistance
-  Zero Maintenance
-  Highly Durable
-  Exteriors



HAMMER STONE NERO


20MM  THICKNESS



600X1200MM



600X900MM



600X600MM




297X600MM



297X297MM

-  Tonal Variation
-  Anti Slip
-  20mm Thickness
-  Eco Friendly
-  Abrasion Resistance
-  Zero Maintenance
-  Highly Durable
-  Exteriors



HAZEL STONE ASH

20MM  THICKNESS



600X1200MM



600X900MM



600X600MM



297X600MM



297X297MM

-  Tonal Variation
-  Anti Slip
-  20mm Thickness
-  Eco Friendly
-  Abrasion Resistance
-  Zero Maintenance
-  Highly Durable
-  Exteriors



HAZEL STONE BEIGE

20MM  THICKNESS



600X1200MM



600X900MM



600X600MM



297X600MM



297X297MM

-  Tonal Variation
-  Anti Slip
-  20mm Thickness
-  Eco Friendly
-  Abrasion Resistance
-  Zero Maintenance
-  Highly Durable
-  Exteriors



HAZEL STONE CREMA

20MM  THICKNESS



600X1200MM



600X900MM



600X600MM



297X600MM



297X297MM

-  Tonal Variation
-  Anti Slip
-  20mm Thickness
-  Eco Friendly
-  Abrasion Resistance
-  Zero Maintenance
-  Highly Durable
-  Exteriors



KANDLA GREY SAWN HONED

20MM  THICKNESS



600X1200MM



600X900MM




600X600MM



297X600MM



297X297MM



-  Tonal Variation
-  Anti Slip
-  20mm Thickness
-  Eco Friendly
-  Abrasion Resistance
-  Zero Maintenance
-  Highly Durable
-  Exteriors

KANDLA GREY

20MM THICKNESS



600X1200MM



600X900MM




600X600MM



297X600MM



297X297MM



-  Tonal Variation
-  Anti Slip
-  20mm Thickness
-  Eco Friendly
-  Abrasion Resistance
-  Zero Maintenance
-  Highly Durable
-  Exteriors

LIME STONE GREY

20MM THICKNESS



600X1200MM



600X900MM



600X600MM



297X600MM



297X297MM



-  Tonal Variation
-  Anti Slip
-  20mm Thickness
-  Eco Friendly
-  Abrasion Resistance
-  Zero Maintenance
-  Highly Durable
-  Exteriors

LIME STONE IVORY

20MM  THICKNESS



600X1200MM



600X900MM



600X600MM




297X600MM



297X297MM

-  Tonal Variation
-  Anti Slip
-  20mm Thickness
-  Eco Friendly
-  Abrasion Resistance
-  Zero Maintenance
-  Highly Durable
-  Exteriors



MINT FOSSIL BEIGE

20MM  THICKNESS



600X1200MM



600X900MM



600X600MM



297X600MM



297X297MM



-  Tonal Variation
-  Anti Slip
-  20mm Thickness
-  Eco Friendly
-  Abrasion Resistance
-  Zero Maintenance
-  Highly Durable
-  Exteriors

MONOLITH ASH

20MM  THICKNESS



600X1200MM



600X900MM



600X600MM



297X600MM



297X297MM



Tonal
Variation



Anti Slip



20mm
Thickness



Eco
Friendly



Abrasion
Resistance




Zero
Maintenance



Highly
Durable



Exteriors



MONOLITH NERO

20MM  THICKNESS



600X1200MM



600X900MM



600X600MM



297X600MM



297X297MM

-  Tonal Variation
-  Anti Slip
-  20mm Thickness
-  Eco Friendly
-  Abrasion Resistance
-  Zero Maintenance
-  Highly Durable
-  Exteriors



MOUNTAIN DARK GREY

20MM  THICKNESS



600X1200MM



600X900MM



600X600MM



297X600MM



297X297MM



-  Tonal Variation
-  Anti Slip
-  20mm Thickness
-  Eco Friendly
-  Abrasion Resistance
-  Zero Maintenance
-  Highly Durable
-  Exteriors

MOUNTAIN IVORY

20MM THICKNESS



600X1200MM



600X900MM



600X600MM



297X600MM



297X297MM

-  Tonal Variation
-  Anti Slip
-  20mm Thickness
-  Eco Friendly
-  Abrasion Resistance
-  Zero Maintenance
-  Highly Durable
-  Exteriors



MOUNTAIN WHITE

20MM THICKNESS



600X1200MM



600X900MM



600X600MM



297X600MM



297X297MM

-  Tonal Variation
-  Anti Slip
-  20mm Thickness
-  Eco Friendly
-  Abrasion Resistance
-  Zero Maintenance
-  Highly Durable
-  Exteriors



NATURAL SLATE

20MM  THICKNESS



600X1200MM



600X900MM




600X600MM



297X600MM



297X297MM



-  Tonal Variation
-  Anti Slip
-  20mm Thickness
-  Eco Friendly
-  Abrasion Resistance
-  Zero Maintenance
-  Highly Durable
-  Exteriors

NOOR CREMA


20MM  THICKNESS



600X1200MM



600X900MM



600X600MM



297X600MM



297X297MM

-  Tonal Variation
-  Anti Slip
-  20mm Thickness
-  Eco Friendly
-  Abrasion Resistance
-  Zero Maintenance
-  Highly Durable
-  Exteriors



NOOR GIRGIO

20MM  THICKNESS



600X1200MM



600X900MM



600X600MM



297X600MM



297X297MM

-  Tonal Variation
-  Anti Slip
-  20mm Thickness
-  Eco Friendly
-  Abrasion Resistance
-  Zero Maintenance
-  Highly Durable
-  Exteriors



NOOR GREY

20MM THICKNESS



600X1200MM



600X900MM



600X600MM



297X600MM



297X297MM



-  Tonal Variation
-  Anti Slip
-  20mm Thickness
-  Eco Friendly
-  Abrasion Resistance
-  Zero Maintenance
-  Highly Durable
-  Exteriors

PACIFIC BROWN

20MM THICKNESS



600X1200MM



600X900MM



600X600MM



297X600MM



297X297MM



-  Tonal Variation
-  Anti Slip
-  20mm Thickness
-  Eco Friendly
-  Abrasion Resistance
-  Zero Maintenance
-  Highly Durable
-  Exteriors

PAVE STONE BEIGE

20MM  THICKNESS



600X1200MM



600X900MM



600X600MM



297X600MM



297X297MM

-  Tonal Variation
-  Anti Slip
-  20mm Thickness
-  Eco Friendly
-  Abrasion Resistance
-  Zero Maintenance
-  Highly Durable
-  Exteriors



QUARTZ DARK GREY

20MM  THICKNESS



600X1200MM



600X900MM



600X600MM



297X600MM



297X297MM



-  Tonal Variation
-  Anti Slip
-  20mm Thickness
-  Eco Friendly
-  Abrasion Resistance
-  Zero Maintenance
-  Highly Durable
-  Exteriors

QUARTZ GREY

20MM  THICKNESS



600X1200MM



600X900MM



600X600MM



297X600MM



297X297MM



-  Tonal Variation
-  Anti Slip
-  20mm Thickness
-  Eco Friendly
-  Abrasion Resistance
-  Zero Maintenance
-  Highly Durable
-  Exteriors

QUARTZ WHITE

20MM THICKNESS



600X1200MM



600X900MM



600X600MM



297X600MM



297X297MM

- Tonal Variation
- Anti Slip
- 20mm Thickness
- Eco Friendly
- Abrasion Resistance
- Zero Maintenance
- Highly Durable
- Exteriors



QUARZITE CREMA

20MM  THICKNESS



600X1200MM



600X900MM



600X600MM



297X600MM



297X297MM

-  Tonal Variation
-  Anti Slip
-  20mm Thickness
-  Eco Friendly
-  Abrasion Resistance
-  Zero Maintenance
-  Highly Durable
-  Exteriors



QUARZITE NATURAL

20MM  THICKNESS



600X1200MM



600X900MM




600X600MM



297X600MM



297X297MM



-  Tonal Variation
-  Anti Slip
-  20mm Thickness
-  Eco Friendly
-  Abrasion Resistance
-  Zero Maintenance
-  Highly Durable
-  Exteriors

ROUGH BRUNO

20MM  THICKNESS



600X1200MM



600X900MM



600X600MM



297X600MM



297X297MM



-  Tonal Variation
-  Anti Slip
-  20mm Thickness
-  Eco Friendly
-  Abrasion Resistance
-  Zero Maintenance
-  Highly Durable
-  Exteriors

SLATE IMPERIO

20MM THICKNESS



600X1200MM



600X900MM



600X600MM



297X600MM



297X297MM

- Tonal Variation
- Anti Slip
- 20mm Thickness
- Eco Friendly
- Abrasion Resistance
- Zero Maintenance
- Highly Durable
- Exteriors



SOUL STONE ASH

20MM  THICKNESS



600X1200MM



600X900MM



600X600MM



297X600MM



297X297MM



Tonal
Variation



Anti Slip



20mm
Thickness



Eco
Friendly



Abrasion
Resistance




Zero
Maintenance



Highly
Durable



Exteriors



SOUL STONE GREY

20MM  THICKNESS



600X1200MM



600X900MM



600X600MM




297X600MM



297X297MM

-  Tonal Variation
-  Anti Slip
-  20mm Thickness
-  Eco Friendly
-  Abrasion Resistance
-  Zero Maintenance
-  Highly Durable
-  Exteriors



STATURIO DIAMOND GOLD

20MM THICKNESS



600X1200MM



600X900MM



600X600MM



297X600MM



297X297MM



-  Tonal Variation
-  Anti Slip
-  20mm Thickness
-  Eco Friendly
-  Abrasion Resistance
-  Zero Maintenance
-  Highly Durable
-  Exteriors

CHERRY WOOD BEIGE

20MM  THICKNESS



600X1200MM



297X1200MM



197X1200MM



-  Tonal Variation
-  Anti Slip
-  20mm Thickness
-  Eco Friendly
-  Abrasion Resistance
-  Zero Maintenance
-  Highly Durable
-  Exteriors

OAK WOOD BEIGE

20MM  THICKNESS



600X1200MM



297X1200MM



197X1200MM



Tonal
Variation



Anti Slip



20mm
Thickness



Eco
Friendly



Abrasion
Resistance



Zero
Maintenance



Highly
Durable



Exteriors

OAK WOOD GREY

20MM THICKNESS



600X1200MM



297X1200MM



197X1200MM



-  Tonal Variation
-  Anti Slip
-  20mm Thickness
-  Eco Friendly
-  Abrasion Resistance
-  Zero Maintenance
-  Highly Durable
-  Exteriors

PINE BEIGE

20MM  THICKNESS




600X1200MM



297X1200MM



197X1200MM



-  Tonal Variation
-  Anti Slip
-  20mm Thickness
-  Eco Friendly
-  Abrasion Resistance
-  Zero Maintenance
-  Highly Durable
-  Exteriors

PINE NATURAL

20MM THICKNESS



600X1200MM



297X1200MM



197X1200MM



-  Tonal Variation
-  Anti Slip
-  20mm Thickness
-  Eco Friendly
-  Abrasion Resistance
-  Zero Maintenance
-  Highly Durable
-  Exteriors

ROVERWOOD NATURAL

20MM  THICKNESS



600X1200MM



297X1200MM



197X1200MM



-  Tonal Variation
-  Anti Slip
-  20mm Thickness
-  Eco Friendly
-  Abrasion Resistance
-  Zero Maintenance
-  Highly Durable
-  Exteriors

TECHNICAL CHARACTERISTICS

Following the EN 14411 (ISO 13006) norms and test cases UNI ISO 10545 appendix G for ceramic tiles dry pressed with low water absorption E≤0,5% group Bla.

Sr. No.	TEST CONDUCTED	TEST RESULTS	TEST REQUIREMENTS AS PER IS 15622 : 2006	Remarks
1	Water absorption (% by mass)	Average : 0.17	-	Based on the results of water absorption the tested tiles conformed to Gr. B lb (0.08% ≤ 3%) of IS 15622:2006. Further test results were delivered as per requirements of Gr. B lb
2	Modulus Of Rupture (MOR) N/mm ² Span Length = 580 mm Average thickness of the tiles measured = 19.81 mm	Average : 39.0 N/MM ²		Passed the test
3	Breaking Strength (N) Span Length = 580 mm Average thickness of the tiles measured = 19.81 mm	Average : 8090.0 N	(Gr. B lb) For thickness > 7.5 mm 1200 N minimum	Passed the test
4	Scratch Hardness Surface (Mohs' scale)	No. 7	(Gr. B lb) For commercial application 6 minimum, Home application 5 minimum	Passed the test
5	Thermal Shock Resistance	None of the tiles as tested showed any defects on surface at the end of the 10th cycle.	(Gr. B lb) Tiles specimens should not show any visible defect when subjected to thermal shock resistance test as per test method IS 13630 : 2006 (Part 5) with immersion	Passed the test
6	Bulk Density (gm/cc)	Average : 2.302	IS 13630 (Part 2) : 2006	
7	Co-efficient of Thermal Expansion from ambient Temperature to 100oC	L = 4.4956 (10 ⁶ K ⁻¹) B = 4.6883 (10 ⁶ K ⁻¹)	-	Passed the test
8	Straightness of Sides (facial sides) The maximum deviation from straightness in percent related to the corresponding work sizes	+ 0.05 % (Max) - 0.08 % (Max)	(Gr. B lb) S > 410 cm ² ± 0.1 %	Passed the test
9	Rectangularity The maximum deviation from straightness in percent related to the corresponding work sizes	+ 0.10 % (Max) - 0.10 % (Max)	± 0.1 %	Passed the test
10	Surface Flatness The maximum deviation from flatness in percent			
	(a) Centre of curvature related to diagonal calculated from work size.	+ 0.17 % (Max)	± 0.2 %	Passed the test
	(b) Edge of curvature related to the corresponding work size	+ 0.10 % (Max) - 0.14 % (Max)	± 0.2 %	Passed the test
(c) Warpage related to the diagonal calculated from the Work Size	+ 0.09 % (Max) - 0.06 % (Max)	± 0.2 %	Passed the test	
11	Chemical resistance Five test specimens were treated with following solns.			
	(a) Centre of curvature related to diagonal calculated from work size.	+ 0.17 % (Max)	± 0.2 %	Passed the test
	(b) Edge of curvature related to the corresponding work size	+ 0.10 % (Max) - 0.14 % (Max)	± 0.2 %	Passed the test
	(c) Warpage related to the diagonal calculated from the Work Size	+ 0.09 % (Max) - 0.06 % (Max)	± 0.2 %	Passed the test
	Five test specimens were treated with following solns.			
	1. Household Chemicals			
	a) Ammonium Chloride soln. (100 gm/l)	No visual changes observed after immersion for 6 hrs., pencil lines removed with soft dry cloth.	"Class - AA" min.	Conformed to "Class-AA"
	b) Standard cleaning Agent soln., (as per procedure)	No visual changes observed after immersion for 6 hrs., pencil lines removed with soft dry cloth.	"Class - AA" min.	Conformed to "Class-AA"
	2. Swimming pool salts			
	a) Sodium Hypochlorite Soln. (20 mg / l)	No visual changes observed after immersion for 6 hrs., pencil lines removed with soft dry cloth.	"Class - AA" min.	Conformed to "Class-AA"
	b) Copper Sulphate Soln. (20 mg / l)	No visual changes observed after immersion for 6 hrs., pencil lines removed with soft dry cloth.	"Class - AA" min.	Conformed to "Class-AA"
3. Acids				
a) Hydrochloric acid Soln. 3% (v/v)	No visual changes observed after immersion for 7 days, pencil lines removed with soft dry cloth.	-	Conformed to "Class-AA"	
b) Citric acid Soln. (200 mg / l)	No visual changes observed after immersion for 6 hrs., pencil lines removed with soft dry cloth.	-	Conformed to "Class-AA"	
4. Alkali				
Potassium hydroxide soln., (200 mg / l)	No visual changes observed after immersion for 7 days, pencil lines removed with soft dry cloth.	-	Conformed to "Class-AA"	

Sr. No.	TEST CONDUCTED	TEST RESULTS	TEST REQUIREMENTS AS PER IS 15622 : 2006	Remarks
12	Skid Resistance / Surface Slip Resistance (a) Condition of Test Surface : Tile Surface was cleaned thoroughly be wet cloth followed by dry cloth and ensured that the surface is completely clean and dryt the time of testing.			
	(b) Direction of Test (1) Parallel to sides (4 Measurements) (2) Diagonal to sides (4 Measurements)	Coefficient of friction μ 1) 0.83 2) 0.78 3) 0.77 4) 0.79 5) 0.76 6) 0.75 7) 0.76 8) 0.76	As per ISO 10545 Part - 17	-
13	Moisture expansion in (mm / mtr.)	0.00	Passed the test	-
14	Skid Resistance/ Surface Slip Resistance BS EN Standard specification EN:14411 :2016 (Group Bla)	-	R-11	R-11

PACKING DETAILS (OUTDOOR)

SIZE	WEIGHT/ BOX (KG)	PIC/BOX	WEIGHT/ PLT (KG)	BOXES/ PLT	PLT/CTN	BOXES/ CTN	MT ² /BOX	MT ² /PLT	MT ² /CTN	WIGHT/CTN
600x900mm (20mm)	24.5	1	30	40	28	1120	0.54	21.6	604.8	28280
800x800mm (20mm)	58.5	2	30	18	26	468	1.28	23.04	599.04	28158
600x600mm (20mm)	32.75	2	30	32	26	832	0.72	23.04	599.04	28028
300x1200mm (20mm)	33	2	30	42	12	804	0.71	29.82	570.84	27192
			30	30	10			21.3		

PACKING DETAILS (PATIOPACK)

SIZE	PCS/ CRAT	M2/PCS	SQFT/ PCS	Mt ² / CRATE	SQFT/ CRATE	IN KGS/ CRATE	CRATE/ CTN	CRATE/ CTN	IN KGS/ PLT	IN KGS/ CTN
600x900mm (20mm)	13	0.54	5.81	7.02	75.56	530.40	532.71	36	730	26280
600x600mm (20mm)	13	0.36	3.88	4.68	50.38	235.76				
296x600mm (20mm)	13	0.18	1.94	2.31	25.18	58.14				
296x296mm (20mm)	9	0.09	0.79	0.79	7.10	5.60				
	48			14.80	158.21	829.89	532.71	36.00	730.00	26280.00

THANKS



Sr. No. 98-1, At Unchi Mandal Halvad Road, Morbi-363642 (Gujarat)
+91 99794 94000
info@mapsgranito.com